

June 10, 2024



**Our Next Meeting will be on Monday, June 10, at 6:30 pm, in person and via Zoom.**

FLYING GEESE QUILTERS GUILD

# FGQG Goose Tracks

Email Address:

[newsletter@flying-geese.org](mailto:newsletter@flying-geese.org)

## President's Message

By Trudy Cleveland

I am always amazed at the creativity and skill level displayed at the quilt shows I attend. I wonder, how did these quilters get to this point? How did they get this done, and how can I do this?

I discovered the secret to the amazing quilts I see my peers accomplish... and I want to share the secret with you.

Last summer I volunteered to do the placards for our quilt show. I chose to volunteer for this job for purely selfish reasons: I could do this job on my own schedule, which might be very early in the morning. A good fit for me and my schedule. As I designed the placards I started noticing an interesting trend.

Making the placards involved recording all the data that members wrote about their quilt, which included the inspiration for making their quilt. Over and over, I read members state that **“I learned this technique in a workshop.”**

There seems to be a common theme among the quilts completed and entered into our quilt show: a workshop was the inspiration. This was a discovery for me, and I wanted to share it with our members. As it turns out, workshops were frequently the beginning of the creative process.

**Join us at the Stonefire Grill at 4:30pm before the Guild meeting, to meet our speaker, be with other guild members, and relax before the meeting.**



### Inside This Issue

President's Message	1-2	Meeting Highlights	14
Featured Program	3	Auction	15
Program Updates	4	Birthdays	16
Workshop Updates	5-7	Show & Tell	17-18
Featured Advertiser/Ads	8-12	Philanthropy	19-24
2025 Quilt Show	13	Quilty Happenings	25
Sew-Ins	13	Our Next Meeting	26

# President's Message continued

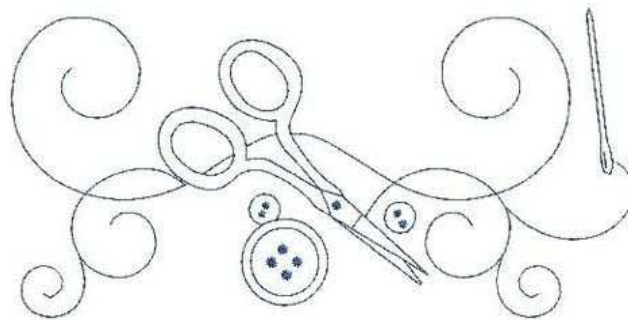
*By Trudy Cleveland*

The guild offers members many opportunities to take workshops with nationally recognized teachers in a local setting and at a reasonable price. Don't miss out on this opportunity to increase your quilting skills and expand your knowledge.

Although, many workshops have a waiting list, do not despair -- there is often room for those on the waiting list.

Our August workshops feature Krista Moser and the 60-degree diamond. I am excited to see how these workshops inspire our members to create their own creations... and then display them in our quilt show!

Trudy



---

# Program Feature—Next Meeting

## Barbara Blanton “Better Done Than Perfect” June 10



**B**arbara is PASSIONATE about Applique and is determined to share that passion with others. She began appliqueing in 1990 and set a challenge for herself to complete three queen size applique tops per year. And she has succeeded for many years in meeting that goal! HOW??

Join us in welcoming Barbara Blanton to our guild as she shares the secrets of her success with plenty of humor, and showing examples of every mistake you can make – and how to “hide” or fix them.



---

# Coming Attractions — Program Updates


## July 8th, Event

### Round Robin Sampler Get It Done!

Who doesn't have that lingering project just waiting to be completed? Join us as various members share their expertise to help us cross the finish line.

July's program will be a fun evening of learning from each other as we move from station to station, picking up new skills along the way. We will be addressing backing choices, preparing for the longarm quilter, various options for quilting our projects ourselves, and tips for the perfect binding.

**Do not miss this exciting opportunity to broaden your skills and discover something new.**



## August 12, 2024 – Program

### Krista Moser of The Quilted Life Presents Diamonds Are a Girl's Best Friend



Krista is the creative force and inspiration behind The Quilted Life. She is the designer of the 60 Degree Diamond Rulers for Creative Grids, and has published dozens of patterns using the rulers, with more in development all the time. Krista loves symmetry, clean lines, and bold colors. She thinks that shapes that tessellate in all directions are a playground for design.

A quilting and fiber arts enthusiast, Krista began sewing at 8 years old. Through her presentation, "Diamonds Are a Girl's Best Friend," Krista will share the story of how she began her professional sewing and quilting career at the spunky age of fourteen.

All of Krista's patterns, kits, rulers, and tutorials may be found at her website [kristamoser.com](http://kristamoser.com).

---

# Coming Attractions — Workshop Updates



On Sunday, June 9<sup>th</sup>, we present Barbara Blanton who is a true aficionado of applique, sometimes referred to as the “Dreaded ‘A’ Word.” We are so honored to have this opportunity for Barbara to share her craft with us.

Barbara has an amazing sense of humor and is totally passionate about teaching applique. She loves to start with beginners and turn them into accomplished appliquers. Imagine how you can enhance your quilts with this new skill!



You may choose from two different projects to make: “Ascending” or “Lilly Rosenberry” in two color ways: red and green, or pink and lime green. Be sure to indicate your preference when you sign up for the class. Everything that you need to complete the block will be provided in the kit of your choosing for \$20. Also, recommended notions will be accessible for use during the class and available for purchase at the guild meeting.



This workshop will be held at Orange Quilt Bee, 628 E, Katella Ave., Orange, CA 92867 from 10AM to 4PM.

The cost of the class is \$40 and \$20 for the kit.

**This workshop is full, but if you’re interested, please sign up on the wait list by contacting Gail Larderuccio (see the directory for contact information).**

---

# Coming Attractions — Workshop Updates Continued



In August, we welcome **Krista Moser** who will be teaching two fabulous workshops — “Fall Foliage” and “Vintage Windmill.” Both patterns require the Creative Grids 60-degree Diamond Mini Ruler which Krista designed and uses in her patterns. Both patterns incorporate hexagon blocks which are designed so as not to have any “Y” seams.

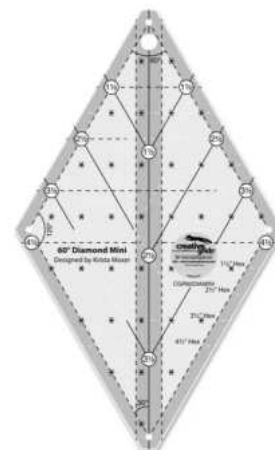
The “Fall Foliage” workshop will be held on Sunday, August 11, 2024, at Orange Quilt Bee, 628 Katella Ave., Orange, CA 92867 from 10AM to 4PM. Kits are available in Purple Gelato or Moss

Green ombre background.

The “Vintage Windmill” workshop will be held on Monday, August 12, 2024, at University United Methodist Church, 18422 Culver Dr., Irvine, CA 92612 from 10AM to 4PM. Kits are available in Victory Garden, Brave (Patriotic), or Christmas prints.

Both workshops cost \$40. Requirements are the Creative Grids Mini 60-degree diamond ruler and the desired pattern.

You can sign up at the guild meeting or contact Gail Larderuccio (see the directory for contact information). You can sign up for both classes if you wish. After all, you’ll already have the ruler!



---

# Coming Attractions — Workshop Updates Continued

**Sunday, September 8, 2024** – Workshop Harvest Pumpkin Collage—Sandra Mollon

During this one-day class, participants will discover simple techniques for crafting fused art quilts, including a brief introduction to various artistic media such as color pencils and markers. Students will create their art quilts using Sandra's pattern as a foundation for their artistic journey.



*Quilting Wisdom*

A GOOD DAY IS A DAY  
SPENT QUILTING

# Featured Advertiser

By Julia Renaud



**HATHAWAY**  
QUILTWORKS



## HOW TO PREPARE FOR LONGARM QUILTING SERVICE

A CHECKLIST BY LAUREL HATHAWAY

Thank you for the opportunity to be featured in your guild newsletter. My name is Laurel Hathaway and I own Hathaway Quiltworks in Laguna Hills. I specialize in edge-to-edge computerized longarm quilting. It is my pleasure to offer this checklist to ensure the best results for your finished quilt.

### THE TOP

- Unlike quilting on your domestic machine, it is not necessary to make a quilt sandwich. Bring your backing, batting and quilt top separately as they will be loaded into the longarm in that order. No need to pin or baste!
- Examine your quilt top and repair any loose seams, especially those along the outside edges.
- It is essential that your seams are pressed flat, either open or to one side. Take care to follow your pattern pressing instructions for the best results. Using a clapper, steam and/or starch are some ways to help you achieve flat seams especially in bulky areas. Also, perfecting your 1/4" seaming and avoiding any twisted seams will help your blocks lay flat and square.
- Take a few minutes to trim any loose threads on the back of the quilt top, especially those near white fabric. It may seem tedious, but you won't be sorry.
- If your quilt is directional, or you wish a certain side to be on the top, please mark the top with a safety pin and a note.
- Measure the width and length of your quilt top to the nearest 1/2". This will help you determine your batting and backing sizes.

Note: If your quilt has raised lettering on tee shirts, flanges, appliqué, embroidery, or is embellished please ask for special instructions.

### THE BACKING

- Your backing fabric needs to be 8" wider and longer than your quilt top. This enables the quilter to roll the backing onto the bars and place clamps on the sides.
- Wide 108" backing is available and eliminates the need for piecing. It is best to purchase an 1/8- 1/4 yard extra to ensure that it can be squared up properly. I have a large work table and will do that for you.
- Other yardage may need to be pieced. Please remove the selvages and pin to reduce stretching. Use 5/8" or wider seams and press open. If the design on your fabric is large you may want to consider pattern matching the seams for a perfect finish. Hathaway Quiltworks offers back seaming and pattern matching services.
- Pieced blocks and multi-seamed backings are beautiful although sometimes difficult to center on a longarm. For best results, design backs that do not have an exact center or borders.
- Minky and Cuddle fabrics make cozy backings and I ask that you purchase your yardage so that the selvages run down the sides of the quilt. This helps the fabric from stretching too much when loaded on the longarm and ensures that the nap is running along the length of the quilt for a beautiful, smooth finish.
- If your back is directional, please mark the top with a safety pin and a note.

### THE BATTING

- Hathaway Quiltworks offers Quilter's Dream 80/20 in Natural and White, Dream Wool, Dream Puff Poly and Dream Request Poly (lightweight for Minky/Cuddle backings). Or you may provide your own batting which should be at least 6" wider and longer than your quilt.

Now you are ready to make an appointment to decide on your quilting design. At Hathaway Quiltworks there are 100's of designs and thread colors to choose from. Let's work together to choose the perfect design to bring your quilt to life. Text, call or email: 949-534-2934 [hello@hathawayquiltworks.com](mailto:hello@hathawayquiltworks.com)



**HATHAWAY**  
QUILTWORKS





## SEWING PARTY

Contact : [info@sewingparty.com](mailto:info@sewingparty.com)  
[instagram@sewingparty](https://www.instagram.com/sewingparty)  
Shop : [www.sewingparty.com](http://www.sewingparty.com)



**baby locki JANOME eIna JUKI®**

## SEWING CENTER OF OC

Steve Shuman, Manager

1-714-993-2SEW (2739)

[info@sewingcenteroforangecounty.com](mailto:info@sewingcenteroforangecounty.com)

1239 East Imperial Highway, Placentia CA 92870

[www.sewingcenteroforangecounty.com](http://www.sewingcenteroforangecounty.com)

Facebook: <https://www.facebook.com/sewingcenterofoc>

Twitter: [sewingoc](https://twitter.com/sewingoc) • Instagram: [sewingcenteroc](https://www.instagram.com/sewingcenteroc)

# Sewing 101

Linda Nitzen  
714.469.4699  
Sewing101.co

  Sewing101co



**Quilt Passions**

Batik and tropical fabrics  
Island-themed quilt patterns  
Hawaiian-style quilts

New Store - Open 2023!

27001 La Paz Rd Ste 116  
Mission Viejo, CA 92691  
(949) 994-1199  
[www.quiltpassions.net](http://www.quiltpassions.net)



## Sew Treasured Quilt Shop

26855 Jefferson Ave, Suite D, Murrieta, CA 92563

### Store Hours

Monday, Wednesday & Friday: 10am - 4pm  
Tuesday & Thursday: 10am - 3pm  
Saturday: 9am - 2pm  
Sunday: Closed

### Contact Us

Phone: (951) 304 - 9787  
Website: [sewtreasuredquiltshop.com](http://sewtreasuredquiltshop.com)  
Email: [sewtreasured@stquiltshop.com](mailto:sewtreasured@stquiltshop.com)  
Facebook: Sew Treasured Quilt Shop  
Instagram: @sewtreasuredquiltshop



## Tom Stevens

143Quilts, LLC  
Longarm Quilting Service  
Costa Mesa, California

[tom@143quilts.com](mailto:tom@143quilts.com)  
(714) 369-8141

*Mel's* Sewing & Fabric Center  
Sales & Repair

**Guild members receive a 10% discount!**  
[www.melssewing.com](http://www.melssewing.com)

*Family Owned Since 1956*

**ANAHEIM**

1189 N. Euclid St 92801  
714.774.3460

**TUSTIN**

600 E. First St 92780  
714.669.0583

**BERNINA**  
made to create

**baby lock**  
FOR THE LOVE OF SEWING



Thank you to Lisa & Pebble for the use of the sewing room at The Orange Quilt Bee for our Philanthro-

 **Orange Quilt Bee**

714-639-3245

[www.orangequiltbee.com](http://www.orangequiltbee.com)

628 E Katalla Ave • Orange, CA 92867

714-639-3391 fax



## Our Story

For over 68 years, the Moore family has provided the highest quality in sewing machines, vacuums and sewing furniture. At Moore's, we maintain the same small-town friendly atmosphere we established years ago - while offering the latest technology available in the industry.

### Services

Whether your sewing machine or vacuum needs a tune up or repair, our friendly and knowledgeable staff will be able to assist you.

### Classes

Moore's offers a variety of classes and events for sewers and crafters of all skill levels, as well as free get to know your machine classes.

### Community

Moore's has five retail stores conveniently located across Southern California.

# Moore's

## A 4th Generation Family Run Business

**Moore's of Mission Viejo**  
25390 Marguerite Parkway  
Mission Viejo, CA 92692  
(949) 580-2520

**Moore's of Brea**  
2315 E. Imperial Highway, Suite B  
Brea, CA 92821  
(714) 279-6830

**Moore's of Huntington Beach**  
15041 Goldenwest Street  
Huntington Beach, CA 92647  
(714) 899-3222

**Moore's of Temecula**  
26490 Ynez Road Suites F & G  
Temecula, CA 92591  
(951) 297-3796

**Moore's of Corona**  
591 N McKinley Street, Suite 106  
Corona, CA 92879  
(915) 736-5457



[www.moores-sew.com](http://www.moores-sew.com)  
[www.sewmanyevents.com](http://www.sewmanyevents.com)



## HATHAWAY QUILTWORKS

### Computerized Longarm Quilting

- Precise edge-to-edge stitching by a Gammill Statler Longarm in a clean and professional quilting studio
- Countless E2E patterns available from our in-house catalog and vendor's website (save, review, share)
- Binding services by hand or machine; custom designed quilt labels
- Stitch Rewards and Friend Referral Bonus
- Share your quilting journey with us; beginners welcome

Laguna Hills Business Park  
Near I-5 at Lake Forest & Moulton Parkway  
[hello@hathawayquiltworks.com](mailto:hello@hathawayquiltworks.com)

**Call or Text Laurel 949-534-2934**

## Support Those Who Support Us

Please try to shop or do business with the Guild's advertisers. When you do, let them know you are a Flying Geese Guild member so that they know their advertising dollars were well spent.

---

# 2025 Opportunity Quilt & Show

*By Sue Glass*

## 2025 Opportunity Quilt and Show – October 10-11, 2025 Murray Center in Mission Viejo

Construction of our 2025 opportunity quilt is moving right along. We will have a get-together at Orange Quilt Bee on Sunday, June 16 from 10am - 4 pm to get the body of the quilt together, and work on the border prep. It is Father's Day so I know many of you will be spending time with family but come on by and see how it is going if you can.

The 2025 quilt show committee will begin its work after the Guild Auction in September of this year. There will not be any committee meetings until then regardless of any announcements made at last month's guild meeting by your occasionally confused chair.

Do not forget to get started on your show entries! In 2025 we will limit your entries to three quilts (not including challenge quilts), and we will guarantee to hang everyone's first choice. Display of your second and third choices will depend on the available space. We would like to have a quilt from every member regardless of how long you have been quilting or have been a guild member.

Send me an email if you have questions or text or call my cell phone. Thanks!

Sue Glass  
2025 Show Chair

## Virtual Sew-Ins Via Zoom

*By Mary Howland*

Flying Geese Quilt Guild continues to have "sew-in" Zoom meetings. Members sign on for whatever length of time their schedules allow. We sew, iron, and chat while we get to know each other.

We ask questions and often another quilter has an answer. We share about new tools/gadgets we just had to buy. Of course, we show our fabric purchases, too. It's really a fun-filled time. **Please join us. We'd love to see you!**

If you have questions, please call/email Mary Howland. She will host these meetings.

**Mondays** from 9 a.m. - 12 noon

May 6, 13, 20, 27

June 3, 10, 17, 24

July 1, 8, 15, 22, 29

**Fridays** from 5 p.m. - 9 p.m.

May 24,

June 14, 28

July 12, 26

# Last Meeting's Highlights

## Monthly Creation

*By Diane Jardon*

Well, April showers did bring May flowers to the winner of the May Monthly creation, Mary Lu Booker. Mary Lu won a beautiful table mat created by Jo Whitley (thank you Jo!). The wool piece had extraordinary workmanship, including the floral detail ... perfect for Spring!

For June's Monthly Creation, Cindy Hinds has donated a Fourth of July themed item – perfect timing!

I look forward to seeing you at the June meeting! ~Diane Jardon



36½ x 12½

## Zoom Update

*By Eileen Wintemute*

We had thirteen people join the meeting via zoom at the May Guild meeting. We are now setting the camera up at a location that does not interfere with the speaker's tables at the center of the room. This seems to work well.

Also, please remember to put your name on your iPad or other device that you use to log into the meeting. We need to know everyone's names.

Zoom continues to be used for Monday morning zoomers and board meetings.

~Eileen



---

# Last Meeting's Highlights

## Flying Geese Auction

*By Kathy Keefer*



## Quilts

We are off to a great start preparing for the fantastic guild auction on Saturday, September 28, 2024. So far there have been twenty-five quilts offered for the live auction and we only need fifteen more. Are you or your friendship group working on a project that could be in the auction? These quilts need to be completed and turned in by August 31.

## Baskets

We also need more silent auction items including baskets or other quilt related things that would attract bidders. Not all the baskets need to be quilting themed so please consider a chocolate basket, or plant basket, wine basket, etc.

**Be creative!**

## People!

Finally, we need people! We are on the hunt for someone or a group of quilters to head the Silent Auction/Basket effort. Four experienced basket workers have volunteered to help but they need a leader. Is that you? We are also in search of someone or a group to manage publicity for the event. Please contact Kathy Keefer if you are willing to fill either of these positions.

At the June guild meeting Auction Volunteer Coordinator, Katie LeFlore, will have a list of positions for working the day of the auction. There are lots of opportunities here for service, fun and friendship, so sign up!

Finally, please plan to attend the auction and bring a friend or two. Admission is only \$5, yes even for those of us who are working, but what a great time you will have!

Kathy Keefer  
2024 Auction Chair

---

# June Birthdays

***Happy Birthday to our June Flying Geese!***



Jan Barbieri	Ruth Honer
Linda Benjamin	Mary Howland
Kat Benne	Julie Liedahl
Helene Born	Becky Silvaggio
Pam Hadfield	Arlene Somerville
Judy Hager-Schmid	Judy Swytak
Susan Helliard	Eileen Thiessen
LaDean Hischke	Beverly Ziese

*Wishing you sparkles of fun and laughter!*

# New Members



***Please welcome our newest members***

Karen Edmonds  
Diana Mondragon

## **June Meeting Attendance**

Members	76
Guests	5
Zoom	13
Total	96



# Show and Tell

## **Tom Stevens**—Quadrangle

Tom made his quilt, Quadrangle, as another example of the computerized custom quilting skills that he is mastering. He used a different technique on this month's quilt to practice autopilot quilting on his Innova longarm.



## **Lisa Estrada** (friend and guest of Diane Searer)—Fisherman's Quilt

Lisa's Fisherman's Quilt was made for her husband, Rob, by Alice Finkelstein. Alice was not able to finish it, as she passed away on 3/15/2024. Susie Peterson quilted it.

## **Julie Layne**—Love Check

Julie adapted her quilt, Love Check, from the pattern Love Check by Cream City Studios. It is made with chambray and Laundry Basket fabrics. She quilted it herself using "Feathered Party" and finished it with a piped binding.



# Show and Tell



**Lori Maze**—Orange Quilt Bee BOM, Saturday Sampler 2023

Lori sewed her quilt as part of Orange Quilt Bee's BOM Saturday Sampler 2023. There were three fabric choices: 1930s, Halloween and Kaffe. She chose the 1930s. She quilted it on her domestic machine using stippling. Our May speaker, Dru Farrell (Sew Treasured Quilt Store), approved, as she maintains that stippling works for any quilt and covers all mistakes!

**Trudy Cleveland**—Wedding Quilt in "Sad Beige"

Trudy made this wedding quilt for her nephew. She was not sure of colors, so she went with neutrals. The pattern is by Joanna Figueroa, our February 2024 speaker, and was her workshop project. "Sad Beige" took the place of grey.



---

# Philanthropy

*By Mary Howland*

Hello,

As you read this it may be May gray or June gloom outside. I am so ready for a warm, sunny blue-sky day. No, not the hot summer days - just one warm, sunny day. I remember some beautiful January days in upstate NY where I would be driving along marveling at the clear blue skies and then realize that it was January, and the temperature was 10 degrees.

You have been busy sewing once more as you can see by the photos in the newsletter. We only take 1-2 photos of some of the placemats, pillowcases, burpees, flannel blankets, and knitted hats turned in each month. You will need to visit a Sew Day and ogle all of these items there. One member was unloading more fabric and brought us numerous placemats she had made from a panel with various teapots on it. She had added a couple of sashing strips and finished them into pretty placemats.

Did you remember that each month we give a \$10 Orange Quilt Bee gift card to one lucky sewist, binder, or quilter. When you return any item to the philanthropy table, Sew Day, or come work with us, you need to complete a drawing ticket with your name and telephone number. There is only one ticket regardless of how many items you bring!

This month the lucky person is Cynthia O'Donahue. Last month Tom Stevens was the winner. Next month it could be you!

Our next Sew Day is Wednesday, June 19th at OQB from 10a - 2p. We hope you will join us. We need adult sized quilt tops for our adults in hospice/oncology care.

Jeanne mentioned at the guild meeting that we were gifted several packages of batting. If your friendship group is making a quilt for one of the guild's auctions and in need of batting, please contact her.

That is all for this month, except please know that your sewing and efforts are appreciated by so many people.

Enclosing a big hug for you!  
Mary Howland



# Philanthropy—Some of the Beautiful Items Donated This Month



# Philanthropy—Some of the Beautiful Items Donated This Month



# Philanthropy—Some of the Beautiful Items Donated This Month



# Philanthropy—Some of the Beautiful Items Donated This Month



# Philanthropy—Some of the Beautiful Items Donated This Month





# Quilty Happenings



GIANT FABRIC SALE - Saturday,  
June 8, 2024  
10am - 2pm  
980 Hillside St., La Habra, CA 90631



<https://www.quiltfest.com/>

---

# Our Next Meeting

Monday, June 10, 2024

**Doors open: 6:30 PM**  
**In Person and via Zoom**

\*\*\*\*\*

**Meeting Location:**

Rancho San Joaquin Middle School  
4861 Michelson Drive  
Irvine

**Please Note:** School rules allow only bottled water in the Multi-purpose room. Food and other drinks are not allowed.

**Covid 19 Precautions:** The guild will be following the guidelines set up by the school district and in accordance with the local and state government. We will not be checking for your immunization record at this time. You are on the honor system.

**Please be kind to those sensitive to perfumes, and refrain from wearing your fragrances to the Guild meeting.**

Come to the meeting  
Check in at the Membership Desk  
Wear your Name Tag  
Introduce yourself to someone new  
Carpool with a buddy  
Bring Show & Tell projects to share  
Sign up for a Workshop  
Volunteer

Flying Geese Quilters Guild is a non-profit 501(c)3 organization dedicated to promoting the art of quilting. Goose Tracks is a monthly publication of the Flying Geese Quilters Guild. Deadline for newsletter submission is Friday after the second Monday of each month. Articles in the newsletter may be reprinted if proper credit is given. Copyrighted artwork may not be reprinted without the permission of the artist. Website: <http://www.flying-geese.org/>.