

May 11, 2026



FLYING • GEESE • QUILTERS • GUILD

GOOSE TRACKS



Little Red Hen
MAY 11TH

President's Message

Mary Branca

Dear Members,

May has arrived, bringing longer days and I hope this season finds you eager to create, connect, and share your love of quilting with one another. Friendship is key to the health of our guild!

I want to thank everyone who attended our April meeting! We have lots of things going on and there are many ways to participate and get involved! I look forward to seeing you all at Little Red Hen on **May 11** where we can snap up some real bargains!

In June, we will try moving Show & Tell to before break. Seeing each other's work encourages and motivates others more than you may realize.

We have also started a new feature called The Goose's Toolbox, where one of our members will share a tip, trick, or time-saving idea. I encourage everyone to stay after break for just 10 minutes as we finish our meeting. Last month, Raelynn shared some great tips with printed directions on how to make a jacket from a sweatshirt and everyone who stayed enjoyed it!

If you're interested in volunteering or helping behind the scenes with our September Auction, I encourage you to get involved, it is a wonderful way to connect with fellow members and support the guild's continued success. We need your help!

Mary Branca, President



next meeting

May 11, 2026

6:00 pm – 8:30 pm Special Event
No Zoom Provided



Join us at the Stonefire Grill at 4:30 pm before the Guild meeting, to be with other guild members, and relax before the meeting.



In This Issue

| | | | | | |
|--------------------------|------|-------------------------|-------|-------------------|-------|
| President's Message | 1 | UFO Challenge | 11 | Show & Tell | 21-22 |
| Program Feature/Updates | 2-4 | Featured Advertiser/Ads | 12-16 | Sew Ins | 23 |
| VIGS | 5 | Meeting Highlights | 17-18 | Philanthropy | 24-27 |
| Workshops | 6-7 | The Goose's Toolbox | 19 | Quilty Happenings | 28-30 |
| FGQG Auction/Entry Forms | 8-10 | Birthdays/Membership | 20 | Our Next Meeting | 31 |

Program Feature — Next Meeting

Little Red Hen is Here!

Kathy Keefer



6:00 PM –
8:30 PM



Reasons To COME TO LITTLE RED HEN

- 10 Every great quilt book you will ever need (over 400 to choose from) CHEAP!
- 9 GREAT BARGAINS
- 8 Repurchase some of your own wonderful donations.
- 7 GREAT BARGAINS
- 6 Free parking and admissions!
- 5 GREAT BARGAINS
- 4 Purchase beautiful fabrics @\$5.00/lb.
- 3 GREAT BARGAINS
- 2 See your new and old friends
- 1 GREAT BARGAINS on quilting fabric, precuts, tools, kits, and notions, etc.

Even More Reasons to Join Us . . .

- Doors open 6 P.M. - 8:30 P.M.,
Monday, May 11, at Rancho Intermediate School.
- Free patterns outside at 5:30 P.M.
- Cash and credit cards accepted.
- Bring a large bag for pre-priced tools, kits, UFOs, quilts, and quilt tops.
Bags for weighed fabric will be provided.
- Bring a friend, neighbor, or new sewist!
- Did we mention *GREAT BARGAINS*?



Come with a joyful attitude and be prepared for a GREAT evening of FUN!!!!

Program Updates — Coming Attractions

June 8 — Sandy Sutton



Our next program will be Monday, June 8 featuring **Sandy Sutton's quilt collection "250 Years of Quilting."**

This is a NO GUEST FEE night.

Invite your family and friends for this amazing history lesson taught through quilts.



June 28 — The Bowers Museum Tour

 **ONLY 2 SPOTS LEFT!!**

"The American Quilt" Exhibit is open May 23 – August 30, 2026. The exhibit includes the Flying Geese Quilters Guild President's Quilt presented to MaryLu Booker in 2022!

What to Expect on Our June 28 Visit

We have reserved a 1 PM tour on Sunday, June 28. Guild member Christine Dickey will lead at least half the group. There is an optional lunch at Ada's Table (the museum restaurant). Lunch and \$7 parking are not included in the ticket. We will try to arrange carpooling once the group is finalized.

We have reserved a 1 PM tour on Sunday, June 28.

Guild member Christine Dickey will lead at least half the group. There is an optional lunch at Ada's Table (the museum restaurant). Lunch and \$7 parking are not included in the ticket. We will try to arrange carpooling once the group is finalized.

Special Exhibit "The American Quilt"



(Continued on the next page)

Program Updates — Coming Attractions

June 28 — The Bowers Museum Tour (Continued)

HOW TO SIGN UP: Complete the form at

<https://www.cognitofrms.com/FlyingGeeseQuiltersGuild/BowersMuseumTourSundayJune282>

We need to know if you are a senior citizen (older than 62) and if you are already a Museum member or Santa Ana resident. Spots will be allocated in order of registration, and we will do our best to accommodate requests for “tour buddies” up to 2 names.

Ticket Pricing & Payment Details for the Bowers Visit

Ticket prices for non-members range between \$22 - \$25. Tickets include general admission and special exhibition. Price depends on how many people sign up, whether you are a senior, etc. Museum Members are free if they have not used their free special exhibit ticket (depending on membership level) or \$10. Santa Ana residents (with ID) are admitted free on Sundays but will need to pay the \$10 special exhibit fee.

DO NOT SEND MONEY right now! We will cycle back to you once we know the group size and final price. Bowers policy dictates that the Guild pays for the group tour so you will be paying the Guild for your ticket. You are also welcome to see the exhibit on your own. Details are available at bowers.org.

Questions? Contact Ellen Reibling.



Summer Sew-In — Needs Volunteers!

We have the chance to use the Irvine Water District Room for a Summer Sew-In! We need a small committee to make it happen!

Our first Sew-In will be **Saturday, July 11 from 3:30 to 9 PM**. The Sew-In will be an open sew that can accommodate 20 sewing machines and even more with handwork! Participants can work on their UFOs or help with the Auction Boutique.

Please contact Ellen Reibling if you are interested in helping with planning and set-up.

Program Updates — Essential Information

Changes in Workshop Dates and Locations for 2026

We are no longer offering workshops at Orange Quilt Bee, and unfortunately it is really difficult to find alternate facilities on Sundays. **Please note the following changes in workshops for 2026.** All registrants will be notified of these details by email. There is no October workshop, and the November workshop is by Zoom.

| Month | Workshop | Date | Location |
|--------------|--------------------------------|--|----------------------------|
| June 15 | Sandy Sutton & Joanne Florence | New date, one week after Guild meeting | United Methodist Church |
| July 14 | Minki Kim | New date, day after Guild meeting | United Methodist Church |
| August 10 | Christa Watson | Same date, same date as Guild meeting | United Methodist Church |
| September 18 | Kristie Naranjo | New date, Friday after Guild meeting | Los Lomas Community Center |

Sign Up to be a VIG (Very Important Goose)

Thank you to the VIGs who helped with the April meeting. So many pitched in and it makes the production so much easier! VIGs helped with set-up, quilt hanging, holding, and folding, lighting, and take down. I especially appreciate people who pitched in for take down. If I missed your name please let me know. Special thanks to our talented President Mary Branca! She figured out how to fix the microphone and build an impromptu podium!

Bravo!



MaryLu Booker

Ann Boughey

Nancy Chocek (2x Quilt Holder!)

Trudy Cleveland

Karen Gibson

Mary Howland

Sharon Ludwig

Renee Richards

Jennifer Rowe (Zoom expert!)

Tom Stevens

Sue Tupper

Gina Whitelaw



HELP IS STILL NEEDED! We are also recruiting for help with the zoom equipment. Zoom is the only attendance option for several members, but we need a bigger team to support that function. It is not as hard as it looks and like everything else if we sign up more people you might only need to manage 1 or 2 meetings.



Looking forward, we also need a team for the June meeting to help Sandy Sutton hang many historical quilts. Keep June 8 in mind!



Contact Ellen Reibling to join VIGs. Tasks will be assigned by comfort level (standing or sitting, etc.) so sign up now!

Future Programs - Our next program will be Monday, June 8 featuring Sandy Sutton's quilt collection "250 Years of Quilting." This is a NO GUEST FEE night. Invite your family and friends for this amazing history lesson taught through quilts.

Workshop Updates

April Workshop Recap

In April, we spent a fabulous day with Dawn Heese, teaching wool applique. She converted me! Thank you, Dawn.



WIP – Works in Progress from Dawn’s Workshop

Sandy Sutton & Joanne Florence — June 15

In June, we welcome our own **Sandy Sutton and Joanne Florence** for a workshop you won’t want to miss! In honor of the **USA’s 250th Birthday**, they will lead us in creating an original patriotic reproduction quilt design.

Pattern Details

Sandy and Joanne have designed two different quilts, “**Eagles**” and “**Stars**.” “**Eagles**” has an appliqued eagle and stars in the center, while “**Stars**” has a pieced star and flags in the center. The quilts are based on a medallion style, with different borders surrounding the central motif. Participants will be able to choose which quilt they want to make and can choose their favorite borders to create their own unique quilt.



Sandy and Joanne will provide a pattern for whichever quilt you choose to make. They also have some historical fabrics to share.

Workshop Details

This workshop is suitable for all skill levels, providing step-by-step instruction, creative inspiration, and collaboration.

This workshop will be held on Monday, June 15, 2026. This is one week after our guild meeting. It will be held at University United Methodist Church from 10am to 4pm. The cost is \$40.



Workshop Updates — Coming Attractions

Minki Kim — July 14

In July, we welcome fabric and pattern designer, **Minki Kim**, known for her distinctive, storybook style, as she guides you through creating her charming **Flying Geese Zipper Pouch**.

This project uses stitch-and-flip foundation piecing and quilt-as-you-go techniques to create the flying geese patches on each pouch. Minki will also demonstrate how to apply the zipper and share helpful tips for using tools like the fabric folding pen and temporary spray adhesive.



These pouches are fun to make, practical to use, and the perfect gift for any occasion.

Workshop Details

This workshop will take place on Tuesday, July 14, 2026, from 10 am to 4 pm, and will be held at University United Methodist Church, 18422 Culver Dr., Irvine, CA 92612. The cost is \$45.

Christa Watson — August 10



Christa Watson will be here on August 10, 2026, to teach us different methods of quilting our quilt. Christa will share her favorite “fast, fun and forgiving” quilting designs, using both walking foot and free-motion techniques. Students will explore a variety of easy-to-learn fills and foolproof motifs. With Christa’s friendly and encouraging teaching style, students will gain confidence and learn practical tips for beautifully finishing their quilts, one stitch at a time. This workshop is for all skill levels.

Workshop Details

This workshop will be held on Monday, August 10, 2026, from 10am to 4pm, at University United Methodist Church, 1842 Culver Dr., Irvine, CA 92612. The cost is \$45.

You can sign up for any of these workshops by contacting Gail Larderuccio.

2026 Quilt Auction News You Can Use

Sue Glass

2026 Flying Geese Quilt Auction and Dessert Boutique and Buy It Now Sale

Saturday September 26, 2026, 1 PM - 4 PM \$5 admission for everyone
Clifton C. Miller Community Center, 300 Centennial, Tustin, CA.

Auction Donations Needed. We need your help for our auction! We need at least 10 more lovely quilts, table runners, and other items for the auction itself, plus boutique items and buy it now quilts. We already have many beautiful quilts offered, but we need more. Please contact Sue if you have one to donate.

Postcards Are Here! Our lovely new postcards have arrived, and we have lots to distribute! Sue will have them at the Little Red Hen, and at upcoming guild events and guild meetings. Let's also be sure to take a good handful to all of our sister guild meetings.

Dear Friendship Groups! I have offers of donations from the following groups: A Team, Philanthropy, Scrappy Divas, Woolies, Calendar Girls, Proper Pieces, and Wee Bees. If your group is not listed here and your group is making an auction quilt, please send me an email with the group name, contact information for one of your members so I can get in touch with them, and the name (if you have one selected), and type of quilt.

Collecting Auction & Boutique Items. We will collect Auction and Boutique items at the June, July, and August guild meetings or by separate arrangement with Sue or Darla. Darla Cox has kindly offered to keep the quilts at her house until we set up on the 26th. All quilts must be accompanied by the entry form (on the following page) and a photo that we can use for the auctioneer to get her notes together and for laying out the items for the auction. Our auctioneer really needs good notes about your quilt or other item that she can use to tell our guests about it and encourage them to bid.

Sleeves on Donated Quilts. After discussion with others who have managed the previous auctions, it was decided that donated quilts do not need a sleeve. However, I think buyers will appreciate a sleeve on wall hangings so they can more easily display them in their home or office.

Boutique Workshop & Holiday Projects. We would love to have you join us for our boutique workshop on May 19th at Darla Cox's rec center. We will be working on some simple tree decorations and other holiday items to go with our Buy It Now Sale and boutique of gifts for Christmas, etc. Thanks to Holly Batterman and Tom Stevens for helping with the children's quilts we will have for sale. Donations of boutique items are welcome – please remember we are focusing on the upcoming holidays although anything you have that would make a good gift is very welcome. Your items must be accompanied by the attached boutique form and a photo. If you are donating multiples of the same item, only one form and photo is required.



Quilted Treasures
Quilt Auction & Dessert
Saturday.....September 26, 2026
1:00 p.m. – 4:00 p.m. Admission \$5
Clifton C. Miller Community Center
300 Centennial Way, Tustin, CA
Quilt Viewing • Holiday Boutique
Buy-It-Now Sale • Dessert
1:00 p.m. to 2:00 p.m.
Live Auction of Beautiful Quilts
2:00 p.m to 4:00 p.m.
www.Flying-Geese.org

Flying Geese Quilters Guild, P.O. Box 14271, Irvine, CA 92613-4271

2026 Quilt Auction — Quilt Entry Form

2026 Flying Geese Quilt Guild Auction and Dessert
Saturday, September 26, 2025
Quilt Donations

Name of quilt or donated item:

_____ Photo Attached _____

Description: Please list any information important for the bidders to know (we may edit information as space permits).

Quilt size: Width _____ Length _____ Sleeve on quilt? _____

Circle techniques used: Machine pieced, hand pieced, hand quilted, machine quilted, machine applique, fused applique, hand applique, embroidery, beading, other embellishment.

Made by: (individual or group members' names, continue on back if needed)

Donated by: (individual's name or name of the group)

Quilted by:

Contact name, email, and phone number for information about this quilt:

Sue Glass, 2026 Quilt Auction Chair

2026 Quilt Auction — Boutique Entry Form

2026 Flying Geese Quilt Guild Auction and Dessert
Saturday, September 26, 2025
Boutique Donations

Name of donated item:

Description: If you are donating a number of the same item to the boutique (for instance, two tote bags, or several of the same ornament) list the item name and how many you are donating. Only one form is required for each group. Give a general description of the item (for instance “6 red and white stuffed Santa heads” or “3 needle cases with Ghost applique.”

Circle techniques used: Machine pieced, hand pieced, hand quilted, machine quilted, machine applique, fused applique, hand applique, embroidery, beading, other embellishment.

Made by: (individual or group members’ names, continue on back if needed)

Donated by: (individual’s name or name of the group)

Quilted by:

Contact name, email, and phone number for information about this boutique item:


Sue Glass, 2026 Quilt Auction Chair


UFO Challenge Update


Kathleen Quinn





We finally have ended!

 Congratulations to everyone in completing 1 or more UFO projects. They have all earned a special UFO zipper pouch.

-  A big round of applause to the following UFO Quilters who have **completed at least five quilts:**
- Tas Whitmore** – completed 5 quilts - won the Grand Prize of a new Janome Travelmate 30 Sewing Machine donated by Casey Luchsia of Pals Sewing & Vacuum Center.
 - Michelle Howe** – completed 5 quilts – won a Lepro LED Desk Lamp Task Lighting with 5 colors & 5 brightness levels.
 - Dorothy Bullard** – completed 5 quilts.

-  The following winners have **completed at least one to four quilts:**
- Sheryl Hitt** – won a Jelly Roll donated by Dru Farrell of Sew Treasures.
 - Sharon Ludwig** – won a small scissor from Orange Dot.
 - Julie Layne** – won a five set of Thangs in five different colors.

-  I would like to thank the following quilters for assisting me in making it all happen:
- Cindy Hines, President** – for supporting the UFO Challenge projects.
 - Joanne English** – for the reminders and publishing the articles for the monthly newsletters.
 - Nancy Mueller** – for the donations of the ribbons and buttons.
 - Tas Whitmore** – for her participation as a Co-Chair in helping out in making the ribbons or measuring quilts.
 - Janet Haynes** – in helping out with the measuring quilts when needed.

 Please bring in your UFO ribbons so we can get you updated with the buttons that you are missing.

Looking Forward . . .

The next UFO Sign Ups will take place in June 2027. So, I would recommend in starting a list of all your UFO and pick 5 to work on for 2027-2028.

Thanks,
Co-Chairs Kathleen Quinn and Tas Whitmore

Featured Advertiser

Meet the Maker: Hanne “Mama” Lohde

Hanne (Mama) Lohde’s love for stitching began at the age of five, sitting on the floor of her mother’s sewing room. While her mom worked on a summer dress, little Hanne stitched a tiny dress for her doll—and she’s been stitching ever since.

As a teen, she created much of her own clothing and even sold her knitwear during college. Over the years, stitching, storytelling, and designing by hand have become not just creative outlets, but lifelong sources of joy and relaxation.

In 2020, during the quiet of the pandemic, Hanne brought her long-held dream to life: she designed her very first wool story quilt and founded Mama Lohde—a creative studio built on sharing the magic of slow stitching, wool applique, and thread-based storytelling.

Since then, she has been teaching her special embroidery techniques to other stitches in her weekly Open Stitch with Mama Lohde classes as well as teaching at retreats nationally and overseas. She has won many awards and recognitions of her unique work.

In 2023, Hanne also became a published author with her children’s book, Bubbles—a whimsical tale rooted in her love for storytelling and endangered sea life.

She lives in Southern California with her family and beloved dogs and continues to design, teach, and inspire others to create from the heart—one stitch at a time.

Happy Stitching,

Hanne (Mama) Lohde
www.mamalohde.com



FGQG Advertisers



**Sew Treasured
Quilt Shop**

Store Hours
Monday, Wednesday & Friday: 10am - 4pm
Tuesday & Thursday: 10am - 3pm
Saturday: 9am - 2pm
Sunday: Closed

Contact Us
Phone: (951) 304 - 9787
Website: sewtreasuredquiltshop.com
Email: sewtreasured@stquiltshop.com
Facebook: Sew Treasured Quilt Shop
Instagram: @sewtreasuredquiltshop

26855 Jefferson Ave, Suite D, Murrieta, CA 92563

Support Those Who Support Us

Please try to shop or do business with the Guild's advertisers. When you do, let them know you are a Flying Geese Guild member so that they know their advertising dollars are well spent.



Mel's Sewing &
Fabric Center
Sales & Repair

Guild members receive a 10% discount!
www.melssewing.com

Family Owned Since 1956

| | |
|---|--|
| ANAHEIM 1189 N. Euclid St 92801 714.774.3460 | TUSTIN 600 E. First St 92780 714.669.0583 |
|---|--|

BERNINA
made to create

baby lock
FOR THE LOVE OF SEWING

FGQG Advertisers



Linda Nitzen
714.469.4699
Sewing101.co
Instagram Facebook Sewing101co



JULIE LAYNE
Longarm Quilting Services +
Custom Ballet Costumes
EMAIL | info@pieceandpointe.com
PHONE | 949-779-0289
www.pieceandpointe.com

SHOP
LOCAL 

baby lock JANOME elna JUKI®
SEWING CENTER OF OC
Steve Shuman, Manager
1-714-993-2SEW (2739)
info@sewingcenteroforangecounty.com
1239 East Imperial Highway, Placentia CA 92870
www.sewingcenteroforangecounty.com
Facebook: <https://www.facebook.com/sewingcenterofoc>
Twitter: sewingoc • Instagram: sewingcenteroc

FGQG Advertisers



Our Story

For over 68 years, the Moore family has provided the highest quality in sewing machines, vacuums and sewing furniture. At Moore's, we maintain the same small-town friendly atmosphere we established years ago - while offering the latest technology available in the industry.

Services

Whether your sewing machine or vacuum needs a tune up or repair, our friendly and knowledgeable staff will be able to assist you.

Classes

Moore's offers a variety of classes and events for sewers and crafters of all skill levels, as well as free go to know your machine classes.

Community

Moore's has five retail stores conveniently located across Southern California.

Moore's

A 4th Generation Family Run Business

Moore's of Mission Viejo
25390 Marguerite Parkway
Mission Viejo, CA 92692
(949) 580-2520

Moore's of Brea
2315 E. Imperial Highway, Suite B
Brea, CA 92821
(714) 279-6830

Moore's of Huntington Beach
15041 Goldenwest Street
Huntington Beach, CA 92647
(714) 899-3222

Moore's of Temecula
26490 Ynez Road Suites F & G
Temecula, CA 92591
(951) 297-3796

Moore's of Corona
591 N McKinley Street, Suite 106
Corona, CA 92879
(915) 736-5457






www.moore-sew.com
www.sewmanyevents.com



MAMA LOHDE

HANNE LOHDE, OWNER, +1 949-637-4919
MAMALOHDE@GMAIL.COM, WWW.MAMALOHDE.COM



Tom Stevens

143Quilts, LLC
Longarm Quilting Service
Costa Mesa, California

Specializing in edge to edge and custom quilting

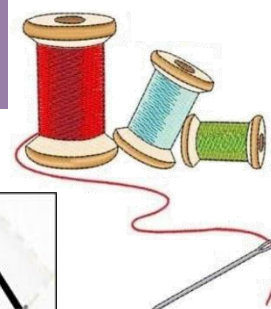
tom@143quilts.com
(714) 369-8141

FGQG Advertisers



SEWING PARTY

Contact : info@sewingparty.com
[instagram@sewingparty](https://www.instagram.com/sewingparty)
Shop : www.sewingparty.com



PAL's Sewing & Vacuum Since 1967
www.PalsSewVac.com
(949)645-7257



INNOVA



Handi Quilter



JUKI

FREE 5yr Protection/Service Plan
with every new machine purchase

FREE In-Home Installation & Set -Up
with Every Longarm Purchase

- * Lowest Price Guarantee
- * Free Service/Repair Estimates
- * Speedy Service Turnaround
- * In-Home Longarm Service

For the latest
Specials & News  [PalsSewVac](https://www.facebook.com/PalsSewVac)  [PalsSewVac](https://www.instagram.com/PalsSewVac)

15% Guild Discount on Thread and Notions
2299 Harbor Blvd, Costa Mesa, CA 92626


Last Meeting Highlights

President's Quilt

Trudy Cleveland

A Great Big Thank-You!

April was the month we were able to present our President's Quilt to our past-president, **Cindy Hinds**. This could not have been done without your help. When I asked for donations and volunteers the Flying Geese came through in a big way.



Thanks to my team of appliquers: Mary Branca, Sue Glass, Sandy Sutton, Bretta Gunther, Joanne Florence, Julia Renaud, Kathy Keefer, and Darla Cox. And special thanks to Arlene Somerville for applying the binding and Kathy Irvine for designing the label. And thank you to all the members who contributed blocks for the border of the quilt.



It was a pleasure to coordinate this project with such a generous and gifted group.

Cindy appreciated the thought and detail that went into her President's Quilt. What a lovely way to thank her for her service.

~ Thank you ~

Thank you all for the beautiful past president's quilt you created for me — it's truly a gift from the heart. I'm so touched by the time, care, and creativity that went into every stitch. It will always remind me of this special group and the friendships we share. I'm sincerely grateful to each of you.



Fondly,
Cindy Hinds

Last Meeting Highlights

Monthly Creation

Katie LeFlore

Congratulations to our new member, **Brenda Eley**, on winning the sewing room coordinates donated by Lori Maze. There will be no monthly creation during our May meeting, but we'll have 2 items to choose from in June.



Zoom Update

Trudy Cleveland



We had eight people viewing Zoom. It was a great show; they were able to hear our speaker and see her wonderful trunk show.

At the May meeting we won't be having a Zoom presentation due to our "Little Red Hen" event. We will be back for our June meeting.

We love to get together and see our friends, but if circumstance doesn't allow you to come in person the Zoom presentation allows you to stay in contact.

Trudy Cleveland

Last Meeting Highlights

The Goose's Toolbox

Ellen Reibling

We have a new segment at meetings: The Goose's Toolbox. **RaeLynn Nelson** presented our first Toolbox on making a quilted sweatshirt. Thank you RaeLynn for sharing your expertise!

RaeLynn's tips for making a **quilted sweatshirt** or a sweatshirt with quilted sleeves

1. Disassemble the whole sweatshirt OR alternatively remove the sleeves from the sweatshirt, and 2" of the side seam right below the sleeve hole.
2. Quilting a whole sweatshirt requires you to purchase a sweatshirt 1-2 sizes larger than you intend the finished product to be.
3. Assemble your quilt top pieces and quilt them onto the exterior of the sweatshirt. Watch for symmetry or just go scrappy.
4. The sweatshirt doesn't need to "match" your quilt pieces.
5. You should adjust the fit or length/width of your sleeves before you add the quilt top pieces.
6. Adding length to a sleeve can be done using fusible fleece.
7. The pieces go back together in this order: shoulder seams, attach sleeves to arm front and back panels. Sew side seams and sleeve seams in one fluid seam.
8. Bind, zigzag or serger the seams.
9. If you are binding the seams for a finished look, bind each seam as you sew it. The exception is the sleeve cuff, which should go first.
10. Lots of possibilities when finishing the front...you can use snaps, buttons, or ties.

Gorgeous Quilted Jacket



Quilted Sleeves



Granddaughter Ruby modeling
Grandma's creation



Birthdays & New Members



- | | |
|-----------------|-----------------|
| Jennifer Boda | Jan Kirby |
| Sue Campbell | Sharon Ludwig |
| Lenet Derksen | Judy Maxwell |
| Karynn Dittmar | Kathleen Quinn |
| Joanne Florence | Alice Sering |
| Marla Hester | Gale Slagle |
| Cindy Hinds | Jane St. Pierre |
| Michelle Howe | Diana Thompson |
| Rose Hughes | |

Wishing you a year of endless fun and blessings.



Please Welcome our Newest Flying Geese Member
Sara Newhouse



Sunday, May 10th

April Meeting Attendance

| | |
|---------|----|
| Members | 76 |
| Guests | 6 |
| Zoom | 8 |
| Total | 90 |

Show & Tell

Gail Larderuccio - Strippin' & Stitchin' with Paint Box

It is from the Colourwerx workshop. Made with Cherrywood fabric. After working out my quilting design, I like the back better than the front.



Holly Batterman - Bonnie the Bobbin

First of a 5-part series, paper pieced quilting motifs. Pattern by Everyday Stitches.



Michelle Howe - Hill Houses

This is a completed Block of the Month through the Surfside Quilters Guild. It was a year's project to complete.

Show & Tell — Continued



Brenda Eley (new member) - Valentine runner, floral runner, Christmas present wall hanging.

Runners were kits from Hen & Chicks Studio in Conrad, Iowa. Machine quilted by Julie Layne.



Virtual Sew-Ins via Zoom

Join us at our Zoom Sew Ins - we want to meet you and have you meet us. You don't have to stay for the entire time, just pop in and say "hello." Our guild meetings are jammed packed and don't offer much time for socializing, so this is a wonderful opportunity to get to know each other.



Flying Geese Quilt Guild continues to have "sew-in" Zoom meetings. Members sign on for whatever length of time their schedules allow. We sew, iron, and chat while we get to know each other.

We ask questions and often another quilter has an answer. We share about new tools and/or gadgets we just had to buy. Of course, we show our fabric purchases, too. It's really a fun-filled time.

We'd love to see you!

If you have questions, please call or email **Mary Howland**. She will host these meetings.

Mondays from 9 a.m. - 12 noon

April 27

May 4, 11, 18, 25

June 1, 8, 15, 22, 29

Fridays from 5 p.m. - 9 p.m.

April 24

May 8, 22

June 12, 26



Philanthropy

Mary Howland

Hello All,

Remembering Barbara Kerns

This article has been difficult to write as my thoughts keep thinking of Barbara Kerns. Our philanthropy team has lost other members over the years, but this loss seems different, I guess because there was no warning. She participated on our Zoom on Friday and then she passed suddenly over the weekend.

A Quilter's Heart in Action

Barbara was an enthusiastic member of our team and the guild. She would arrive with her sewing machine and items she had finished since the last meeting. When someone donated a UFO she would offer to finish it. If someone needed help, she'd step in and she'd listen to what one of us shared. When someone new joined the Sew Day, Barbara would welcome them and offer to show them around. At the guild meetings she'd serve at the table by answering questions or encouraging members to choose items to take home to sew. Many of us knew Barbara from when she worked at the Flying Geese Quilt Shop in Tustin. We will all miss her cheerful disposition and dedication to making the world brighter.

Our Next Sew Day

Our next Sew Day is Wednesday, May 20th from 10a - 2p in Irvine. The address is 25 Christamon West (Park Paseo Clubhouse), Irvine 92620. Please join us.

Help Needed: Pillowcase Kit Volunteer

We are looking for someone to make children's pillowcase kits. The guild provides the fabrics. The volunteer cuts the two pieces needed for each pillowcase and folds them inside a plastic bag. Then these kits are brought to the guild and Sew Day for distribution. If you have any questions or suggestions, please contact Cheri Carey-Whitman, our philanthropy coordinator.

Sign In & Win!

Don't forget to sign in whenever you return finished items at the guild meeting, Sew Day, or when you help out at Sew Day. At the end of Sew Day we'll draw one lucky winner for a \$10 gift certificate. In March I was the lucky winner and this month the winner was Amy Hutto. **Next month it could be you!**



With Gratitude for All You Do

Finally, we want to thank you for everything you do so that all of our organizations can receive quilts, placemats, flannel blankets, and burpees on a regular basis. Your willingness to share your skills and time makes it possible for someone to feel comforted and loved.



Sending hugs to each one of you,
Mary Howland

Philanthropy — Items Donated This Month



Philanthropy — Items Donated This Month



Philanthropy — Items Donated This Month



Quilty Happenings



Quilts in the Garden Show

Red, White, & Bloom

Join us!

Saturday, May 2, 2026

10 am to 3 pm

Kiwanis Land Park
9840 Larson Avenue
Garden Grove, CA 92844

OCQG May 2026 Raffle Quilt



Celebrate Quilts Quilt Show 2026

The **Los Angeles County Quilters Guild** is delighted to announce our **2026 Celebrate Quilts Quilt Show!** Join us for two inspiring days on **Friday, May 8**, from 10am to 5pm and **Saturday, May 9, 2026**, from 9am to 4pm. Each day will be filled with creativity, color, and craftsmanship.

We're excited to introduce our **new venue** for 2026: **Sports Basement Long Beach**, located at **2100 N. Bellflower Blvd., Long Beach, CA 90815**. This spacious new location offers the perfect setting to showcase an extraordinary collection of quilts.

Just in time for **Mother's Day**, this show makes a wonderful gift and a memorable outing. Spend the day with your mom while enjoying stunning quilt displays, trying your luck with **Opportunity Baskets**, bidding in the **Silent Auction**, shopping at the **Vendor Mall**, and hunting for treasures at the **Quilter's Flea Market**.

Come celebrate quilting, community, and creativity with us—we can't wait to see you there!



Quilty Happenings

Get your North Cities Quilt Guild May Springtime Luncheon tickets on our Website now!!! Do now miss out on the fun.

Date: Saturday, May 9, 2026

Time: 11:00 AM – 2:00 PM

Location: St. Juliana Falconieri Church

1316 N. Acacia Ave. Fullerton 92831

(Plenty of parking spaces are available)

Ticket cost: \$50.00 per person for lunch

Be sure to invite your family and quilty friends.

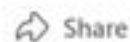
<https://northcitiesquiltguild.org/events/>



NORTHCITIESQUILTGUILD.ORG

Events – North Cities Quilt Guild

When and Where Actual Race Dates are tentative – we'll base them on how many teams sign up. Fair dates: May 7–31, 2026 Where: Los Angeles County Fairgrounds, Fairplex, 1101 W. McKinley Ave, Pomona, CA 91768 Potential...



Quilters by the Sea

Get your carpool buddies together and plan your route. See you along the way!

PACK YOUR PICNIC BASKET...
We're Having
Summer Fun
on
the **2026**
SoCal
QUILTER'S RUN

JULY 9-12 & 16-19
THURS - SAT 9:00 AM - 6:00 PM
SUN 10:00 AM - 4:00 PM

QUILTERSRUN.COM
#SOCALQUILTERSRUN2026

The poster is framed with a yellow border and contains various summer-themed illustrations: a beach chair, a picnic basket, a sunflower, a picnic table, a watermelon, a burger, a hat, and a beach ball.

Quilty Happenings

Quilted Treasures

Quilt Auction • Holiday Boutique • Dessert



Saturday September 26, 2026
1:00 p.m. – 4:00 p.m.

Clifton C. Miller Community Center
300 Centennial Way, Tustin, CA

Presented by the
Flying Geese Quilters Guild
of Irvine, CA
www.flying-geese.org

Quilted Treasures

Quilt Auction & Dessert

Saturday.....September 26, 2026
1:00 p.m. – 4:00 p.m. Admission \$5

Clifton C. Miller Community Center
300 Centennial Way, Tustin, CA

Quilt Viewing • Holiday Boutique
Buy-It-Now Sale • Dessert

1:00 p.m. to 2:00 p.m.

Live Auction of Beautiful Quilts

2:00 p.m to 4:00 p.m.

www.Flying-Geese.org

Flying Geese Quilters Guild, P.O. Box 14271, Irvine, CA 92623-4271



Our Next Meeting

May 11, 2026

6 pm – 8:30 pm Special Event
No Zoom Provided

Meeting Location

Rancho San Joaquin Middle School
4861 Michelson Drive
Irvine, CA 92612



Please Note:

School rules allow only bottled water in the Multi-purpose room. Food and other drinks are not allowed.



- Come to the meeting
- Check in at the Membership Desk
- Wear your Name Tag
- Introduce yourself to someone new
- Carpool with a friend
- Bring Show & Tell projects to share
- Sign up for a Workshop
- Volunteer

Please be kind to those sensitive to perfumes, and refrain from wearing your fragrances to the Guild meeting.

Follow Us



flying-geese.org/



OC Flying Geese Quilting Guild

Contact Us



newsletter@flying-geese.org



Flying Geese Quilters Guild is a non-profit 501(c)3 organization dedicated to promoting the art of quilting. Goose Tracks is a monthly publication of the Flying Geese Quilters Guild. Deadline for newsletter submission is Friday after the second Monday of each month. Articles in the newsletter may be reprinted if proper credit is given. Copyrighted artwork may not be reprinted without the permission of the artist. Website: <http://www.flying-geese.org/>.
